



ORCiD

Connecting Research
and Researchers

Guía para registros de cuenta ORCID

Paso 1. Ingrese al sitio de ORCID.org abriendo su navegador

<https://orcid.org/>

The screenshot shows the ORCID.org homepage. At the top, there is a search bar and a language dropdown set to 'English'. Below this is a navigation menu with options: 'FOR RESEARCHERS', 'FOR ORGANIZATIONS', 'ABOUT', 'HELP', and 'SIGN IN'. Under 'FOR RESEARCHERS', there are sub-links for 'SIGN IN', 'REGISTER FOR AN ORCID ID', and 'LEARN MORE'. The main content area features the ORCID logo and the tagline 'Connecting Research and Researchers'. A statistic states '5,147,166 ORCID iDs and counting. See more...'. The primary message is 'DISTINGUISH YOURSELF IN THREE EASY STEPS', followed by a paragraph explaining the benefits of an ORCID ID. The three steps are: 1. REGISTER (Get your unique ORCID identifier. Register now! Registration takes 30 seconds.), 2. ADD YOUR INFO (Enhance your ORCID record with your professional information and link to your other identifiers (such as Scopus or ResearcherID or LinkedIn).), and 3. USE YOUR (Include your ORCID identifier on your Webpage,). To the right, there is a 'LATEST NEWS' section with two entries: 'Tue, 14 Aug 2018 ORCID in Publishing' and 'Tue, 07 Aug 2018 Building a Robust Research Infrastructure, One PID at a Time'. A green question mark icon is visible in the bottom right corner of the screenshot.

Paso 2. Haga clic en la opción Register Now!

This block is a close-up of the first step from the screenshot above. It shows a large green circle with the number '1' inside, followed by the word 'REGISTER' in bold. To the right of 'REGISTER' is the text 'Get your unique ORCID identifier' and 'Registration takes 30 seconds.'. The link 'Register now!' is highlighted with a red hand-drawn circle.

Paso 3. Complete el formulario

Register for an ORCID iD

ORCID provides a persistent digital identifier that distinguishes you from every other researcher and, through integration in key research workflows such as manuscript and grant submission, supports automated linkages between you and your professional activities ensuring that your work is recognize

Per ORCID's [terms and conditions](#) , you may only register for an ORCID iD for yourself.

First name

 *

Last name

Primary email

 *

Additional email

 ?

[+](#) Add another email

Create an ORCID password

 *




Confirm ORCID password

 *

Visibility settings

Your ORCID iD connects with your ORCID record that can contain links to your research activities, affiliations, awards, other versions of your name, and more. You control this content and who can see it.

By default, who should be able to see information added to your ORCID Record?

-  **Everyone** (87% of users choose this)
-  **Trusted parties** (5% of users choose this)
-  **Only me** (8% of users choose this)



Notification settings

ORCID sends email notifications about items related to your account, security, and privacy, including requests from ORCID member organizations for permission to update your record, and changes made to your record by those organizations.

You can also choose to receive emails from us about new features and tips for making the most of your ORCID record.

- Please send me quarterly emails about new ORCID features and tips**

After you've registered, you can change your notification settings at any time in the account settings section of your ORCID record.

Terms of Use

- I consent to the [privacy policy](#) and [terms and conditions](#) of use, including agreeing to my data being processed in the US and being publicly accessible where marked Public.



No soy un robot



reCAPTCHA
Privacidad - Condiciones

Register

Llegará una notificación a su correo indicándole que ingrese al sitio de orcid

Paso 4. Ingrese al sitio <https://orcid.org/signin> con su cuenta de correo y la contraseña que registró en el paso anterior

Iniciar sesión u Regístrese ahora

 Cuenta personal	 Cuenta institucional
---	--

Inicie sesión con su cuenta ORCID

Correo electrónico o ORCID iD

Contraseña de ORCID

Incorporando información a nuestra cuenta de orcid

Para incorporar información a nuestra cuenta solo se necesita dar clic en la opción

▼ Educación (0) ?	+ Agregar educación	⇅ Ordenar
No ha agregado la educación agregue algunos ahora		
▼ Empleo (0) ?	+ Agregar empleo	⇅ Ordenar
No ha agregado ningún empleo, agregue algunos ahora		
▼ Financiamiento (0) ?	+ Agregar una fuente de financiamiento	⇅ Ordenar
No ha agregado ningún financiamiento agregue alguno ahora		
▼ Obras (0 of 0) ?	+ Agregar obras	⇅ Ordenar
No ha agregado ninguna obra, agregar algunas ahora		

Aparecerá un asistente para incorporar la información solicitada

AGREGAR EDUCACIÓN

Institución ✖ Eliminar

Universidad Centroamericana
Managua (Managua), academic

Mostrar institución *

Universidad Centroamericana

Mostrar ciudad *

Managua

Mostrar estado/región

Managua

Mostrar país *

Nicaragua

Departamento

Facultad de Ciencia, Tecnología y Ambiente

Grado/título

Ingeniero en Sistemas y Tecnologías de la Información

URL

Agregar URL

Fecha de inicio *

2006 02 15

Fecha de finalización (dejar en blanco si es actual)

2010 11 15

Agregar a la lista Cancelar